

September 2023



Competitions:
Using
Photoentry





We are no longer using bespoke software and emails:

No longer available for the club to use

This required pre-processing and local checking of images

Entrants needed to confirm entries had been received and could only send in a small time window



We will be using Photoentry, which is used by camera clubs across the country:

Images are loaded via the website

Images are checked for compliance to rules immediately

Entrants can change their entries up to the closure date for the competition

Scores are also recorded in photoentry, to be reviewed by the entrant at a later date

Entries for the season can be viewed on the app



What do you need to do?

- Pay your ACC subscription – when you have paid you will be given a login to Photoentry (everyone will get one – even if you don't intend to enter any competitions)
- Login to Photoentry via the website
- Select the correct competition
- Upload your images
- Ensure your images have been accepted
- Attend the judging evening
- Review your scores on the website



Registration for Photoentry

- You will receive an email with your login details and also a direct link to photoentry
- FOLLOW THE LOGIN INSTRUCTIONS IN THE EMAIL



PhotoEntry <scpf-alton@photoentry.uk>
To: Lynne Harles



PhotoEntry

Dear Lynne Harles

Your photographic club or society, Alton Camera Club, has decided to use the PhotoEntry System for managing entries into competitions. Please log on using the following information:

URL: <https://compent.photoentry.uk/compent>

User ID: **lynne.harles@yahoo.co.uk**

Temporary Password: **xad-kif-kit-wit** (enter in lowercase, including the hyphens)

The above password has been randomly generated. Once you have logged in you will be asked to change it to one of your choice.

You can find useful information in the FAQs section on the website, or contact your Competition Secretary with any queries.



Logging in

Change your password ...



PhotoEntry

[Forgotten Password](#)

Login

User ID *

lynne.harles@gmail.com



Password *

Remember UserID on this computer

By selecting Remember UserID, you are consenting to PhotoEntry storing your UserID as a cookie on this computer.

* Indicates required field

Login

After 5 failed login attempts, you will have to wait 5 minutes before trying again.

Make sure you enter a valid password

Change Password

Field validation errors (see below)

You logged in using a system-generated password. Please now change that password to one of your own choice.

New Password *



Minimum password length is 6

Repeat New Password *

* Indicates required field

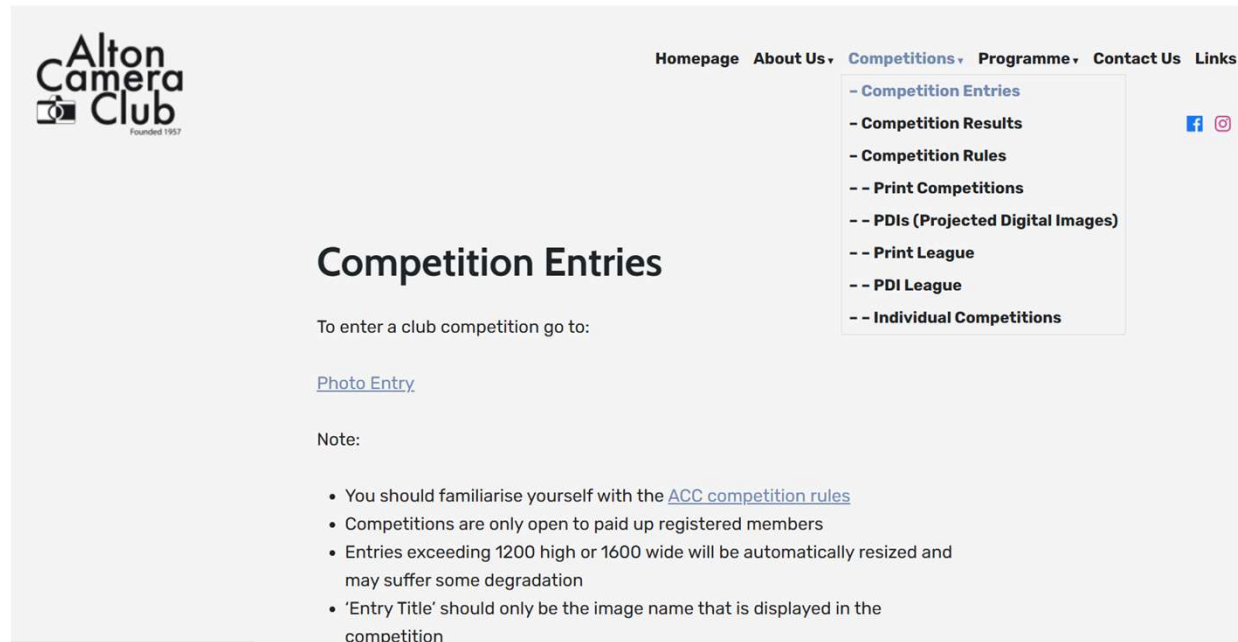
Change Password

Passwords are stored using a strong slow irreversible hash, making them virtually impossible to retrieve. They are never logged, and will never be divulged to anyone. However it is good security practice to not use the same password for multiple applications, and to avoid the use of readily guessable passwords.



Entering an image

You will then be able to enter using the URL in the email or via the website – from here:



The screenshot shows the website for the Alton Camera Club, founded in 1957. The navigation menu includes: Homepage, About Us, Competitions, Programme, Contact Us, and Links. The 'Competitions' dropdown menu is open, listing: Competition Entries, Competition Results, Competition Rules, Print Competitions, PDIs (Projected Digital Images), Print League, PDI League, and Individual Competitions. The main content area is titled 'Competition Entries' and contains the following text:

To enter a club competition go to:

[Photo Entry](#)

Note:

- You should familiarise yourself with the [ACC competition rules](#)
- Competitions are only open to paid up registered members
- Entries exceeding 1200 high or 1600 wide will be automatically resized and may suffer some degradation
- 'Entry Title' should only be the image name that is displayed in the competition

Entering an image

Select the competition you are entering:



PhotoEntry

[Main Menu](#)

[Help / FAQ](#)


[ACC Photo Entry](#)

Main Menu

Select a Competition Group:

Some Competition Groups have been filed in folders. Click the triangle to expand or collapse:

▶ 2023-24 Season



Some Competition Groups have been filed in folders. Click the triangle to expand or collapse:

▼ 2023-24 Season

[PDI League](#)

[Print League](#)

[PDI Challenge](#)

[Print Challenge](#)



Select the competition

Select the competition to enter:

Test PDI 1

Click on this button to show a consolidated view of all your entries:

Show Your Entries in this Group

Or click on the name of a competition to create, modify or view entries for an individual competition:

Competition	Status	Close Date	Judge	Comment
Test comp 1	Judged	Sun 30 Jul 2023		Committee Test
Test comp 2	Judged	Sun 30 Jul 2023		Committee Test 2
Test comp 3	Open	Sun 6 Aug 2023		Committee Test 3

As you can see there is only one here available to enter (Test comp 3) – the first 2 have already been run and judged



Select the competition

Select the Open competition and you will see the details for the image and a button at the bottom to add your images

» [Test PDI 1](#)

Test comp 3

<i>Status</i>	Open
<i>Close Date</i>	Sun 6 Aug 2023
<i>Your Class</i>	Club Members
<i>Maximum Entries Allowed</i>	1
<i>Target Dimensions</i>	Width 1600, Height 1200
<i>Maximum Image Size</i>	10 MB
<i>Colour Profile</i>	sRGB IEC61966-2.1
<i>Colour Profile Enforcement</i>	Warn if incorrect
<i>Comment</i>	Committee Test 3

You do not have any Entries in this Competition.

Add New Entry

Add your entry

Add the title (**YOUR NAME and OTHER IDENTIFIERS ARE NOT REQUIRED**) – update any other fields and press “Add This Entry”

» [Test PDI 1](#) » [Test comp 3](#)

Test comp 3: Add Entry

<i>Status</i>	Open
<i>Target Dimensions</i>	Width 1600, Height 1200
<i>Maximum Image Size</i>	10 MB
<i>Colour Profile</i>	sRGB IEC61966-2.1
<i>Colour Profile Enforcement</i>	Warn if incorrect
<i>Comment</i>	Committee Test 3

Show Help

Enter Entry Details

The title may be up to 50 characters comprising alphanumeric, space, and the characters .!-%()

Entry Title *

Entry Reference

Entry is Publishable

Yes Remember for next time

Add This Entry

Add your entry

» [Test PDI 1](#) » [Test comp 3](#)

Test comp 3: Add Entry

<i>Status</i>	Open
<i>Target Dimensions</i>	Width 1600, Height 1200
<i>Maximum Image Size</i>	10 MB
<i>Colour Profile</i>	sRGB IEC61966-2.1
<i>Colour Profile Enforcement</i>	Warn if incorrect
<i>Comment</i>	Committee Test 3

Show Help

Enter Entry Details

The title may be up to 50 characters comprising alphanumeric, space, and the characters „!-%()

Entry Title *

This is a test entry!

Entry Reference


my photo

Entry is Publishable

Yes Remember for next time

Add This Entry

Complete the screen



Add the entry



» [Test PDI 1](#) » [Test comp 3](#)

Upload New Image - This is a test entry!

Entry added - now upload the Image for this Entry

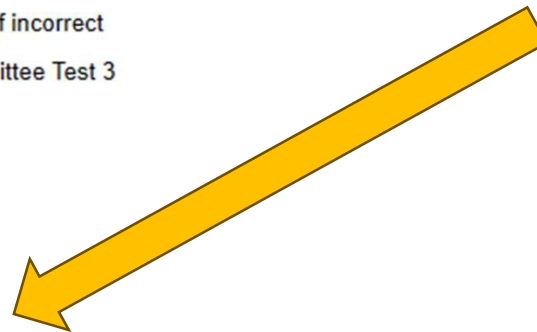
<i>Competition</i>	Test comp 3
<i>Status</i>	Open
<i>Target Dimensions</i>	Width 1600, Height 1200
<i>Maximum Image Size</i>	10 MB
<i>Colour Profile</i>	sRGB IEC61966-2.1
<i>Colour Profile Enforcement</i>	Warn if incorrect
<i>Comment</i>	Committee Test 3

Show Help

Select a JPEG image to upload.

Choose JPEG...

You can then select
an image to upload:



Upload the image

» [Test PDI 1](#) » [Test comp 3](#)

Upload New Image - This is a test entry!

<i>Competition</i>	Test comp 3
<i>Status</i>	Open
<i>Target Dimensions</i>	Width 1600, Height 1200
<i>Maximum Image Size</i>	10 MB
<i>Colour Profile</i>	sRGB IEC61966-2.1
<i>Colour Profile Enforcement</i>	Warn if incorrect
<i>Comment</i>	Committee Test 3

Show Help

Select a JPEG image to upload.

Choose JPEG...

Lynne Harles LRPS_Churchyard Tree (1.2 MB)

Upload Image

Once you have selected the image – **YOU MUST HIT THE UPLOAD IMAGE BUTTON**



Image added successfully

- A thumbnail of your image will be shown to confirm it has uploaded successfully and you should see the green OK.
- Any issues will be highlighted You can delete this image and upload a different version (or a completely new image) up to the point that the competition is “Closed”.

» [Test PDI 1](#)

Test comp 3

Image uploaded

Status	Open
Close Date	Sun 6 Aug 2023
Your Class	Club Members
Maximum Entries Allowed	1
Target Dimensions	Width 1600, Height 1200
Maximum Image Size	10 MB
Colour Profile	sRGB IEC61966-2.1
Colour Profile Enforcement	Warn if incorrect
Comment	Committee Test 3

You have reached the limit of 1 Entry in this Competition.




#	Image	Details	Actions
1		<p><i>This is a test entry!</i></p> <p>[my photo]</p> <p>OK</p> <p>Publish</p> <p>W:1600, H:1067, 2.0MB</p>	  

Image “issues”

Show All My Entries

Add New Entry

#	Image	Details	Actions
2		<p>In Alton [Phone photo]</p> <p>Missing colour profile, assumed to be sRGB IEC61966-2.1 ⓘ</p> <p>Image successfully resized from high resolution upload ⓘ</p> <p>Publish</p> <p>W:1600, H:1067, 1.3MB (Orig: W:6000, H:4000, 7.2MB)</p>	  

← Edit image

← Replace image

← Delete image




The above image has been uploaded, but Photoentry has had to make adjustments:

- If you are happy with this, you can leave it as is (all items are green) and it will be entered into the competition
- However, you could delete it and add a version with the corrections made yourself
- The top “edit” button allows you to change the title etc on the image



Image not added to competition

Show All My Entries

#	Image	Details	Actions
3		Wall [Not a jpg] Image too small ⓘ Publish W:400, H:267, 0.1MB	 ← Edit image  ← Replace image  ← Delete image

This image has **NOT** been accepted:













The image has been checked and is too small for the rules.

You can delete this image or replace the entry with another version that is the correct size





You have reached the limit of 3 Entries in this Competition.

Images
added

#	Order	Image	Details	Actions
1	↓		<p>This is a test entry!</p> <p>[my photo]</p> <p>OK</p> <p>Publish</p> <p>W:1600, H:1067, 2.0MB</p>	  
2	↑ ↓		<p>In Alton</p> <p>[Phone photo]</p> <p>Missing colour profile, assumed to be sRGB IEC61966-2.1 ⓘ</p> <p>Image successfully resized from high resolution upload ⓘ</p> <p>Publish</p> <p>W:1600, H:1067, 1.3MB (Orig: W:6000, H:4000, 7.2MB)</p>	  
3	↑		<p>Wall</p> <p>[Not a jpg]</p> <p>Image too small ⓘ</p> <p>Publish</p> <p>W:400, H:267, 0.1MB</p>	  



Scored competitions

#	Image	Details	Score	Award
1		Shadow of glass [No 1] OK Publish W:900, H:1200, 0.9MB	8	
2		Showroom dummies [No2] OK Publish W:1436, H:1200, 1.1MB	10	Second Place

Once the competition has been scored – you will now be able to see your scores on Photoentry, along with any Award given for the image

